


Cal. 2622A



131 261



231 260



☆241 260



261 260



☆270 260



☆271 265



281 260



282 261



☆354 260



☆354 262



372 260



373 250



☆383 260



☆383 265



384 260



389 260



391 260



436 260



495 260



556 261



560 260



701 260



706 260



☆801 261



802 260




808 261



810 261



817 260



☆884 267



☆4001 260



☆4002 261



4146 260



4216 260



4219 262



4239 260



4242 260



4270 260



4455 260



011 409



☆SEIKO SB-D1



012 151



012 159



012 459



012 768



012 781



017 125



017 126



017 127



017 128



017 129



017 130



017 131



017 936

2/1

Cal. 2622A

Characteristics:

Casing diameter: ϕ 17.6 mm
 Maximum height: 3.2 mm without battery
 Jewels: 2 j
 Frequency of quartz crystal oscillator: 32,768 Hz (Hz=Hertz Cycles per second)
 Driving system: Step motor system (2 poles)
 Regulation system: Trimmer condenser
 Second setting device
 Calendar (Date)
 Instant setting device for date calendar
 Battery life indicator: Second hand moves in two-second interval.

PART NO.	PART NAME	PART NO.	PART NAME
131 261	Third wheel bridge	4455 260	Reset lever
231 260	Third wheel & pinion	011 409	Upper hole jewel for step rotor
☆ 241 260	Fourth wheel & pinion (4.54 mm)	011 409	Lower hole jewel for step rotor
☆ 241 261	Fourth wheel & pinion (4.22 mm)	012 151	Third wheel bridge screw
261 260	Minute wheel	012 151	Circuit block screw A
☆ 270 260	Center minute wheel with cannon pinion (2.58 mm)	012 151	Coil block screw (Screw for plus terminal of battery connection)
☆ 270 261	Center minute wheel with cannon pinion (2.26 mm)	012 159	Circuit block screw B
☆ 271 261	Hour wheel (1.37 mm)	012 459	Case screw
☆ 271 265	Hour wheel (1.61 mm)	012 768	Setting lever axle spring screw
281 260	Setting wheel	012 781	Date dial guard screw
282 261	Clutch wheel	017 125	Tube for circuit block A
☆ 354 260	Winding stem (13.85 mm)	017 126	Tube for circuit block B
☆ 354 262	Winding stem (19.55 mm)	017 127	Tube for circuit block C
372 260	Joint stem (Movement portion)	017 128	Second setting lever pin
373 250	Joint stem (Case portion)	017 129	Tube for third wheel bridge screw A
☆ 383 260	Setting lever	017 130	Tube for third wheel bridge screw B
☆ 383 265	Setting lever	017 131	Tube for coil block screw
384 260	Yoke (Clutch lever)	017 936	Eccentric dial pin
389 260	Setting lever axle spring	☆ SEIKO SB-D1 }	Silver peroxide battery
391 260	Second setting lever	☆ SEIKO TR41SW }	
436 260	Lower end-piece for third wheel	☆ U.C.C. 384 }	Silver oxide battery
495 260	Spacer for third wheel bridge	☆ Maxell SR41SW }	
556 261	Date finger		
560 260	Friction spring for fourth wheel & pinion		
701 260	Fifth wheel & pinion		
706 260	Sixth wheel & pinion		
☆ 801 081 }	Date dial		
☆ 801 084 }			
☆ 801 261 }			
☆ 801 265 }			
802 260	Date driving wheel		
808 261	Date dial guard		
810 261	Date jumper		
817 260	Intermediate date wheel		
☆ 884 267	Holding ring for dial		
☆ 4001 260 }	Circuit block		
☆ 4001 270 }			
☆ 4002 261	Coil block		
4146 260	Step rotor		
4216 260	Insulator for battery		
4219 262	Insulator for battery connection		
4239 260	Rotor stator		
4242 260	Plus terminal of battery connection		
4270 260	Battery connection		

☆ ⇨ Please see remarks on the reverse page.

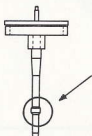
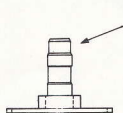
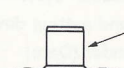

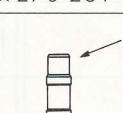

Part numbers in light letters are not shown in photos.

Cal. 2622A

Remarks :

Fourth wheel & pinion, Center minute wheel with cannon pinion, Hour wheel.
There are two different types as specified below.

Combination :

Type	Fourth wheel & pinion	Center minute wheel with cannon pinion	Hour wheel
a			
	☆241 261	☆270 261	☆271 261
b			
	☆241 260	☆270 260	☆271 265

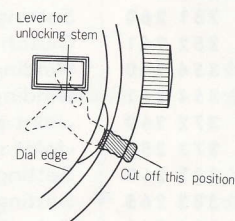
Winding stem.....Refer to the photograph on the front page.

- ☆354 260.....Short winding stem (Thread is provided completely on the crown portion.)
- ☆354 262.....Long winding stem (Thread is provided only on the end of the crown portion.)

If the combination of the winding stem and case is unknown, check the case number and refer to "SEIKO Quartz Casing Parts List" to choose a corresponding winding stem.

Setting lever

- ☆383 260.....There are two types of setting lever. 383 260 can be used as it is. 383 265 can be used by cutting its tail. The size of a setting lever is determined based on the design of cases. When adjusting the length of the setting lever by cutting its tail, be sure that the tail partly comes out of the dial as shown in the illustration. If the tail is hidden from view by the dial, it will be difficult to disassemble the winding stem.
- ☆383 265.....



If the combination of the setting lever and case is unknown, check the case number and refer to "SEIKO Quartz Casing Parts List" to choose an appropriate setting lever.

Date dial

- ☆801 081 (White figures on black background) } Used when both the crown and the calendar frame are located at 3 o'clock position.
- ☆801 261 (Black figures on white background) } Used when the crown are located at 3 o'clock position and the calendar frame at 6 o'clock position.
- ☆801 084 (Black figures on gold background) } Used when the crown are located at 3 o'clock position and the calendar frame at 6 o'clock position.
- ☆801 265 (Black figures on white background) } Used when the crown are located at 3 o'clock position and the calendar frame at 6 o'clock position.

If any other type of date dial is required, specify ① Cal. No. ② Jewels ③ The crown position ④ The calendar frame position and ⑤ Dial No.

Holding ring for dial

The type of a holding ring for dial is determined based on the design of cases and dials. If the shape of holding ring for dial is different from the photograph, check the case number and refer to "SEIKO Quartz Casing Parts List" to choose a corresponding holding ring for dial.

Circuit block

- ☆4001 260, 4001 270.....4001 270 can be used as 4001 260.

Coil block

- ☆4002 261.....The parts that have the same parts No. as 4002 261 are interchangeable, even if the color of that parts is different.

Battery.....The applied battery for this calibre might be added the substitutive in the future.

In that case, please refer to separate "BATTERIES FOR SEIKO QUARTZ WATCHES".